

GLOBAL MARKETS

| Indices | Closing Level | Change | | Performance | |
|------------------------|---------------|---------|-------|-------------|---------|
| | | Value | % | MTD (%) | YTD (%) |
| Global | | | | | |
| S&P 500 | 7,403.1 | (5.4) | (0.1) | 2.7 | 8.1 |
| Dow Jones Ind. Average | 49,686.1 | 160.0 | 0.3 | 0.1 | 3.4 |
| Nasdaq 100 | 28,994.4 | (130.8) | (0.4) | 5.6 | 14.8 |
| FTSE 100 | 10,323.7 | 128.4 | 1.3 | (0.5) | 4.0 |
| DAX 30 | 24,307.9 | 357.3 | 1.5 | 0.1 | (0.7) |
| CAC 40 | 7,987.5 | 34.9 | 0.4 | (1.6) | (2.0) |
| BIST 100 | 14,029.5 | (338.1) | (2.4) | (2.9) | 24.6 |
| Nikkei | 60,816.0 | (593.3) | (1.0) | 2.6 | 20.8 |
| Hang Seng | 25,675.2 | (287.5) | (1.1) | (0.4) | 0.2 |
| Shanghai Composite | 4,131.5 | (3.9) | (0.1) | 0.5 | 4.1 |
| BSE Sensex | 75,315.0 | 77.1 | 0.1 | (2.1) | (11.6) |
| GCC | | | | | |
| QE Index | 10,372.1 | (112.1) | (1.1) | (1.1) | (3.6) |
| Saudi Arabia (TASI) | 10,956.1 | (11.8) | (0.1) | (2.1) | 4.4 |
| UAE (ADX) | 9,561.4 | (116.4) | (1.2) | (2.2) | (4.3) |
| UAE (DFM) | 5,609.6 | (99.2) | (1.7) | (2.7) | (7.2) |
| Kuwait (KSE) | 8,681.1 | (17.7) | (0.2) | (2.0) | (2.5) |
| Oman (MSM) | 7,749.0 | (189.7) | (2.4) | (7.4) | 32.1 |
| Bahrain (BAX) | 1,919.8 | (13.3) | (0.7) | (2.6) | (7.1) |
| MSCI GCC | 1,100.0 | (6.8) | (0.6) | (2.5) | 0.4 |
| Dow Jones Islamic | 9,350.8 | (32.2) | (0.3) | 3.4 | 11.5 |
| Commodity | | | | | |
| Brent | 112.1 | 2.8 | 2.6 | (1.7) | 84.2 |
| WTI | 102.3 | 1.3 | 1.3 | (2.6) | 78.2 |
| Natural Gas | 3.0 | 0.1 | 2.3 | 9.4 | (17.9) |
| Gold Spot | 4,585.2 | 23.3 | 0.5 | (1.0) | 4.5 |
| Copper | 6.3 | 0.0 | 0.6 | 5.9 | 11.5 |

Source: S&P Capital IQ

GCC MARKET OVERVIEW

| GCC Fundamentals | P/E (x) | P/B (x) | Dividend Yield (%) | EV / EBITDA (x) |
|---------------------|---------|---------|--------------------|-----------------|
| Qatar All Share | 11.6 | 1.4 | 4.71% | 11.7 |
| DSM 20 | 11.5 | 1.4 | 4.60% | 11.5 |
| Saudi Arabia (TASI) | 16.1 | 4.0 | 4.58% | 10.8 |
| UAE (ADX) | 25.3 | 4.0 | 1.79% | 20.7 |
| UAE (DFM) | 11.1 | 4.0 | 5.33% | 6.7 |
| Kuwait (KSE) | 18.3 | 2.2 | 3.16% | 26.8 |
| Oman (MSM) | 16.7 | 2.3 | 4.34% | 7.4 |
| Bahrain (BAX) | 9.2 | 1.8 | 5.80% | 12.0 |

Source: Refinitiv Eikon

TOP GAINERS & LOSERS

| GCC Trading Activity | Close Price | 1D Change | | Performance | | Vol. ('000) | P/E TTM |
|---|-------------|-----------|-------|-------------|--------|-------------|---------|
| | | Value | % | 1Y (%) | 1M (%) | | |
| Top Gainers | | | | | | | |
| Qatar Insurance Company | 2.2 | 0.0 | 0.4% | 26.6% | 1.6% | 1,943 | 12 |
| Zad Holding Company | 14.6 | 0.0 | 0.2% | -32.8% | -6.9% | 33 | 18 |
| Qatar General Insurance & Reinsurance Company | 1.5 | 0.0 | 0.2% | 2.7% | -6.2% | 21 | 10 |
| Damaan Islamic Insurance Company | 4.3 | 0.0 | 0.1% | 10.5% | -4.4% | 3 | 9 |
| Nebras Energy | 14.6 | 0.0 | 0.1% | 11.3% | 8.5% | 576 | 12 |
| Top Losers | | | | | | | |
| Widam Food Company | 1.5 | (0.0) | -3.2% | 2.6% | 4.8% | 2,433 | NM |
| Gulf International Services | 2.1 | (0.1) | -2.7% | -20.4% | -4.0% | 3,612 | 7 |
| Qatar Aluminium Manufacturing Company | 1.7 | (0.0) | -2.3% | 2.7% | -1.3% | 21,809 | 12 |
| Qatar Navigation | 10.1 | (0.2) | -2.2% | -18.6% | -5.2% | 2,631 | 10 |
| Ezdan Holding Group | 0.9 | (0.0) | -2.2% | -3.5% | -0.5% | 15,447 | 122 |

Source: S&P Capital IQ

MARKET COMMENTARY

Global

Global equity markets exhibited mixed performance on Monday. In the US, major equity indices also ended the session on a mixed note. The S&P 500 slipped 5.4 points (-0.1%) to close at 7,403.1, while the Dow Jones Industrial Average gained 160.0 points (+0.3%) to 49,686.1. The tech-heavy Nasdaq-100 declined 130.8 points (-0.4%) to 28,994.4. European markets ended broadly higher, with the FTSE 100 advancing 128.4 points (+1.3%) to 10,323.7, Germany's DAX 30 rising 357.3 points (+1.5%) to 24,307.9, and France's CAC 40 adding 34.9 points (+0.4%) to 7,987.5. Turkey's BIST 100, however, fell 338.1 points (-2.4%) to 14,029.5. In Asia, Japan's Nikkei dropped 593.3 points (-1.0%) to 60,816.0, Hong Kong's Hang Seng Index declined 287.5 points (-1.1%) to 25,675.2, and China's Shanghai Composite edged down 3.9 points (-0.1%) to 4,131.5. Meanwhile, India's BSE Sensex posted a marginal gain of 77.1 points (+0.1%) to close at 75,315.0. Oil gains with Brent crude up 2.6% closing at USD 112.1 per barrel and US WTI up 1.3% settling at USD 102.3.

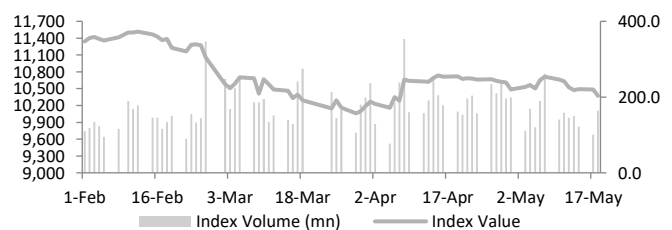
GCC

Saudi Arabia's Tadawul All Share Index declining 11.8 points (-0.1%) to close at 10,956.1. In the UAE, the ADX General Index fell 116.4 points (-1.2%) to 9,561.4, while the DFM General Index dropped 99.2 points (-1.7%) to 5,609.6. Kuwait's Kuwait Stock Exchange Index also eased 17.7 points (-0.2%) to 8,681.1. Oman's MSM Index recorded the sharpest decline in the region, falling 189.7 points (-2.4%) to 7,749.0, though it continued to post strong year-to-date gains of 32.1%. Meanwhile, Bahrain's Bahrain All Share Index slipped 13.3 points (-0.7%) to close at 1,919.8.

Qatar

Qatar's market closed negative at 10,372.1 on Monday. The Banks & Financial Services index declined 1.07% to close at 5,067.8, while the Consumer Goods & Services index fell 0.40% to 8,218.9. The Industrials index dropped 1.16% to 4,320.1, and the Insurance index was broadly flat, easing just 0.01% to 2,787.6. The Real Estate index also slipped 0.95% to 1,438.5, while the Telecoms index declined 1.02% to 2,416.8. Meanwhile, the Transportation index recorded the sharpest decline among sectors, falling 1.20% to close at 5,343.0. The top performer includes Qatar Insurance Company and Zad Holding Company while Widam Food Company and Gulf International Services were among the top losers. Trading saw a volume of 164.6 mn shares exchanged in 26,730 transactions, totalling QAR 409.8 mn in value with market cap of QAR 619.5 bn.

Qatar DSM Index



Source: Investing.com

| QE Sector Indices | Closing Level | 1D Change (%) |
|----------------------------|---------------|---------------|
| Banks & Financial Services | 5,067.8 | -1.07% |
| Consumer Goods & Services | 8,218.9 | -0.40% |
| Industrials | 4,320.1 | -1.16% |
| Insurance | 2,787.6 | -0.01% |
| Real Estate | 1,438.5 | -0.95% |
| Telecoms | 2,416.8 | -1.02% |
| Transportation | 5,343.0 | -1.20% |

Source: Qatar Stock Exchange

| Qatar Trading Summary | Buy (%) | Sell (%) |
|------------------------|-------------|-------------|
| Qatari Individuals | 33.9 | 31.1 |
| Qatari Institutions | 37.6 | 29.5 |
| Qatari - Total | 71.6 | 60.7 |
| Foreign Individuals | 12.4 | 10.2 |
| Foreign Institutions | 16.0 | 29.1 |
| Foreign - Total | 28.4 | 39.3 |

Source: Qatar Stock Exchange



May 19, 2026

KEY NEWS OF QATAR

▶ Qatar tops Mena ranks in food resilience index

Qatar ranked first in the Middle East and North Africa in the Resilient Food Systems Index (RFSI) by Economist Impact, highlighting the country's strong food security infrastructure, crisis preparedness, and sustainable supply systems. Qatar also placed first in the GCC and among the world's top 20 overall, while achieving first globally in electricity access reliability and fourth worldwide in food affordability. The National Planning Council attributed the achievement to the successful implementation of the National Food Security Strategy 2030, which focuses on advanced logistics, effective monitoring systems, high food safety standards, and proactive policies to identify and address supply chain risks before disruptions occur. Major investments in infrastructure such as Hamad Port, integrated warehousing, cold-chain facilities, and desalination systems have strengthened import efficiency and emergency food reserves, while agricultural modernization initiatives including hydroponics, greenhouse farming, and precision agriculture have boosted domestic production of dairy, poultry, and fresh produce, enhancing Qatar's long-term resilience and self-sufficiency in food security.

▶ Prime Minister and Minister of Foreign Affairs holds phone call with Saudi Foreign Minister

Mohammed bin Abdulrahman bin Jassim Al Thani held a phone call with Faisal bin Farhan Al Saud to discuss bilateral relations and regional developments, particularly the ceasefire between the United States and Iran and ongoing efforts to reduce tensions and strengthen regional stability. During the conversation, Qatar reaffirmed its condemnation of the recent drone attack targeting Saudi Arabia and expressed full solidarity and support for measures taken by the Kingdom to protect its security, sovereignty, and citizens. The Qatari prime minister also emphasized the importance of all parties engaging constructively in mediation efforts to address the root causes of the crisis through peaceful dialogue and achieve a lasting agreement that prevents further escalation.

▶ Qatar Airways, Philippine Airlines expand partnership and loyalty benefits

Qatar Airways and Philippine Airlines are expanding their strategic partnership from June 1, 2026, through an enhanced codeshare agreement and loyalty programme collaboration aimed at improving connectivity between the Middle East, Europe, and the Philippines. Under the expanded partnership, Philippine Airlines will place its PR code on Qatar Airways flights from Manila, Cebu, Clark, and Davao to Doha, providing access to more than 20 European destinations via Hamad International Airport, while Qatar Airways will add its QAR code to Philippine Airlines' domestic services connecting travellers to popular Philippine destinations such as Caticlan and Puerto Princesa. The airlines have also linked Privilege Club and Mabuhay Miles, allowing members to earn and redeem Avios or miles across both carriers' global networks, expanding travel and lifestyle rewards opportunities. The partnership further strengthens Qatar Airways' footprint in Southeast Asia and enhances Philippine Airlines' connectivity to the Middle East, while both airlines highlighted their strong operational performance and reliability rankings from Cirium and Skytrax.

KEY NEWS OF SAUDI ARABIA

▶ Aramco launches Saudi Arabia's first quantum computer

Saudi Arabia reached a major milestone in advanced technology after Saudi Aramco and Pasqal launched the Kingdom's first quantum computer and the Middle East's first commercial Quantum Computing-as-a-Service platform at Aramco's data center in Dhahran. The system, powered by Pasqal's 200-qubit neutral-atom Quantum Processing Unit, allows enterprises and research institutions worldwide to access quantum computing capabilities through a secure cloud platform. The initiative aligns with Saudi Arabia's Vision 2030 strategy to diversify the economy and build a knowledge-based innovation ecosystem through investments in artificial intelligence, cloud computing, and quantum technologies. Aramco said the technology will support applications such as energy optimization, CO2 storage, logistics, rig scheduling, materials science, and lower-carbon fuel development, while also helping develop local expertise through training and workforce programs for Saudi researchers and engineers. The partnership, which began with an investment by Wa'ed Ventures in 2023, aims to position the Kingdom as a regional leader in deep-tech innovation and create high-skilled opportunities for Saudi youth.

▶ Saudi airport passenger traffic climbs 9.6% in 2025: GASTAT

Saudi Arabia recorded strong growth in its aviation sector in 2025, with passenger traffic through the Kingdom's airports rising 9.6% year-on-year to 140.9 mn travelers, including 75.8 mn international and 65.1 mn domestic passengers, according to the General Authority for Statistics. The expansion reflects the country's Vision 2030 strategy to become a global aviation and tourism hub through major airport development, airline expansion, and improved connectivity, despite regional disruptions caused by the Iran conflict and temporary airspace closures. King Abdulaziz International Airport handled the highest passenger volume with 53.5 mn travelers, followed by King Khalid International Airport and King Fahd International Airport. Total flights increased 8.3% to nearly 980,000, while Saudi Arabia's commercial and general aviation fleet expanded 33.8% to 483 aircraft. Air cargo volumes reached 1.18 mn tonnes, and the Kingdom's airports connected to 176 destinations across 66 countries. National carriers including Saudia, flynas, and flyadeal led airspace utilization, while Saudi Arabia ranked 18th globally in the Global Air Connectivity Index 2025.

KEY NEWS OF UAE

▶ Putin, UAE president discuss Iran conflict and regional security

Vladimir Putin and Mohamed bin Zayed Al Nahyan held a phone conversation to discuss the ongoing Iran conflict and broader regional developments, emphasizing the importance of continued political and diplomatic efforts to achieve compromise-based peace agreements. According to the Kremlin, Putin also expressed gratitude to the United Arab Emirates for its humanitarian support related to the Ukraine conflict. Emirati state news agency WAM reported that the leaders reviewed the latest Middle East developments and examined their potential impact on regional and global peace, international navigation, energy security, and the global economy.

OTHER REGIONAL AND GLOBAL NEWS

▶ Oil touches 2-week high after drone attack on UAE nuclear power plant

Oil prices continued to surge on Monday as tensions in the Middle East escalated and prospects for ending the US-Israeli conflict with Iran weakened. Brent crude rose nearly 2% above USD 111 per barrel, while US WTI crude climbed over 2% past USD 107, both reaching their highest levels in weeks after gaining more than 7% last week. Markets were rattled by drone attacks targeting the UAE's Barakah nuclear power plant and Saudi airspace, raising fears of broader regional instability and disruptions to Gulf energy infrastructure. Analysts warned that prolonged conflict could keep oil prices and inflation elevated, potentially forcing central banks to maintain higher interest rates for longer and weighing on global economic growth. Additional support for oil came after the Trump administration allowed a sanctions waiver on Russian seaborne oil purchases, including for India, to expire.

▶ Gold edges higher from over 1-1/2-month low but higher yields cap gains

Gold edged slightly higher on Monday after touching its lowest level since late March, as persistent inflation fears and rising global bond yields limited gains. Investors are increasingly betting that the US Federal Reserve will keep interest rates higher for longer and may even raise rates again this year reducing the appeal of non-yielding assets like gold. Higher oil prices, driven by Middle East tensions and disruptions around the Strait of Hormuz, pushed US Treasury yields to their highest since February 2025, while banks including J.P. Morgan cut near-term gold price forecasts due to softer investor demand. Meanwhile, silver, platinum, and palladium prices all declined slightly.

▶ India mulls USD 4.8 bn deep-sea gas pipeline from Oman

India is accelerating plans to strengthen its energy security by pursuing a proposed USD 4.8 bn deep-sea gas pipeline from Oman amid ongoing concerns over disruptions in the Strait of Hormuz. The Middle East-India Deep-water Pipeline (MEIDP), backed by a pre-feasibility study from SAGE, would span about 2,000km under the Arabian Sea and directly connect Oman to India's Gujarat coast, potentially becoming one of the world's deepest subsea pipelines at depths of up to 3,450m. Indian state-run firms including GAIL, Engineers India Limited, and Indian Oil Corporation are expected to prepare a detailed feasibility study, which could lead to formal negotiations with Oman on gas supplies, financing, and implementation. The project aims to reduce India's dependence on volatile LNG spot markets and vulnerable maritime routes by securing stable gas imports from Gulf countries including Oman, the UAE, Saudi Arabia, Iran, Turkmenistan, and Qatar, especially after the Strait of Hormuz crisis exposed the risks of relying heavily on a single shipping chokepoint.



May 19, 2026

FX RATES

| Currencies | Value | Currencies | Value |
|------------|--------|------------|-------|
| EUR/USD | 1.16 | USD/QAR | 3.64 |
| USD/JPY | 158.87 | EUR/QAR | 4.24 |
| GBP/USD | 1.34 | JPY/QAR | 0.02 |
| USD/CHF | 0.79 | GBP/QAR | 4.88 |
| USD/CAD | 1.37 | CHF/QAR | 4.63 |
| AUD/USD | 0.72 | CAD/QAR | 2.65 |
| NZD/USD | 0.59 | AUD/QAR | 2.60 |
| USD/INR | 96.34 | INR/QAR | 0.04 |
| USD/TRY | 45.58 | TRY/QAR | 0.08 |
| USD/ZAR | 16.66 | ZAR/QAR | 0.22 |
| USD/BRL | 5.02 | BRL/QAR | 0.73 |

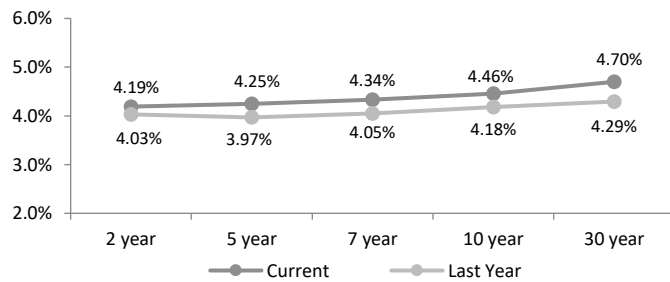
Source: S & P Capital IQ

INTERBANK OFFERING & US SWAP RATES

| Duration | Overnight | 1 Week | 1 Month | 3 Month | 1 Year |
|----------|-----------|--------|---------|---------|--------|
| LIBOR | 5.06 | 0.08 | 4.96 | 4.85 | 6.04 |
| EURIBOR | 1.93 | 1.88 | 1.95 | 2.23 | 2.82 |
| QIBOR | 3.97 | 4.00 | 4.03 | 4.01 | 3.88 |
| SAIBOR | 4.09 | 3.98 | 4.69 | 4.81 | 4.72 |
| EIBOR | 3.56 | 3.58 | 3.72 | 3.86 | 4.09 |
| BMIBOR | 4.33 | 4.57 | 5.10 | 5.13 | 5.29 |
| KIBOR | 2.50 | 3.25 | 3.44 | 3.56 | 4.00 |

Source: Refinitiv Eikon, Qatar Stock Exchange

US Swap Rates



Source: Investing.com

GCC COMPANY RESULT

| Company Name | Exchange | Ticker | Revenues (Mn) | YoY (%) | Net Profit (Mn) | YoY (%) |
|--------------|----------|--------|---------------|---------|-----------------|---------|
|--------------|----------|--------|---------------|---------|-----------------|---------|

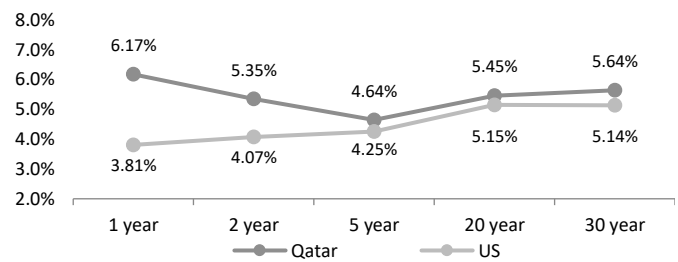
Note: No results were published.

FX Commentary

The US dollar index strengthened to 99.39, while the euro fell more than 0.1% to USD 1.16 and the British pound slipped over 0.1% to USD 1.34. Commodity-linked currencies weakened, with the Australian dollar dropping 0.4% to USD 0.72 and the New Zealand dollar holding nearly flat at USD 0.59. Against the Japanese yen, the dollar traded at 158.87 yen, remaining near intervention-watch levels as continued yen weakness kept markets alert for possible action from Bank of Japan.

SOVEREIGN YIELD CURVES

Qatar vs US Treasuries Yields



Source: Investing.com

| 5 Years CDS | Spreads | 3M Change | 5 Year CDS | Spreads | 3M Change |
|-------------|---------|-----------|--------------|---------|-----------|
| US | 41.9 | 7.8 | Turkey | 245.3 | 26.6 |
| UK | 19.6 | 3.4 | Egypt | 335.4 | 33.5 |
| Germany | 8.1 | 0.4 | Abu Dhabi | 48.0 | 16.8 |
| France | 28.6 | 4.9 | Bahrain | 248.0 | 45.7 |
| Italy | 30.2 | 6.9 | Dubai | 83.5 | 32.6 |
| Greece | 29.5 | 2.9 | Qatar | 36.4 | 6.9 |
| Japan | 27.9 | 2.2 | Saudi Arabia | 66.3 | (9.1) |

Source: S&P Capital IQ

QSE MAIN FINANCIAL INDICATORS

| Company | Dividend Yield (%) | P/B.V Ratio (x) | P/E Ratio (x) | EPS (QAR) | Book Value/Share (QAR) | Stock Price (QAR) | Company |
|---------------------------------------|--------------------|-----------------|---------------|-------------|------------------------|-------------------|-----------------------------------|
| QNB | 4.20 | 1.54 | 9.33 | 1.85 | 11.19 | 17.25 | QNB |
| Qatar Islamic Bank | 4.15 | 1.75 | 10.56 | 2.06 | 12.44 | 21.70 | المصرف |
| Comm. Bank of Qatar | 7.13 | 0.84 | 8.29 | 0.51 | 5.00 | 4.21 | التجاري |
| Doha Bank | 5.76 | 0.73 | 8.94 | 0.29 | 3.56 | 2.60 | بنك الدوحة |
| Ahli Bank | 6.56 | 1.36 | 10.35 | 0.37 | 2.81 | 3.81 | الاهلي |
| Intl. Islamic Bank | 4.78 | 2.13 | 12.32 | 0.90 | 5.21 | 11.09 | الدولي |
| Rayan | 5.20 | 0.83 | 13.27 | 0.16 | 2.56 | 2.12 | الريان |
| Lesha Bank (QFC) | 3.02 | 1.47 | 10.69 | 0.19 | 1.36 | 1.99 | بنك لسا QFC |
| Dukhan Bank | 4.63 | 1.31 | 12.87 | 0.27 | 2.63 | 3.45 | بنك دخان |
| National Leasing | 6.06 | 0.53 | 15.15 | 0.04 | 1.25 | 0.66 | الإجارة |
| Dlala | 0.00 | 1.18 | 88.75 | 0.01 | 0.97 | 1.15 | دلالة |
| Qatar Oman | 0.00 | 0.83 | nm | nm | 1.00 | 0.83 | قطر وعمان |
| Inma | 1.68 | 0.91 | 63.54 | 0.04 | 2.97 | 2.69 | إنماء |
| Banks & Financial Services | 4.58 | 1.38 | 10.00 | 0.77 | 5.57 | | البنوك والخدمات المالية |
| Zad Holding Company | 4.65 | 2.25 | 17.88 | 0.82 | 6.50 | 14.61 | زاد |
| Qatar German Co. Med | 0.00 | -7.01 | 17.68 | 0.08 | -0.20 | 1.42 | الطبية |
| Baladna | 7.81 | 0.55 | 8.45 | 0.09 | 1.40 | 0.77 | بلدنا |
| Salam International | 0.00 | 0.91 | 5.03 | 0.25 | 1.40 | 1.27 | السلام |
| Medicare | 4.07 | 1.47 | 23.64 | 0.23 | 3.68 | 5.41 | الرعاية |
| Cinema | 3.68 | 1.26 | 16.91 | 0.16 | 2.16 | 2.72 | السينما |
| Qatar Fuel | 6.38 | 1.63 | 14.42 | 0.98 | 8.65 | 14.10 | قطر للوقود |
| Widam | 0.00 | -10.81 | nm | nm | -0.13 | 1.45 | ودام |
| Mannai Corp. | 5.61 | 2.23 | 8.89 | 0.60 | 2.40 | 5.35 | مجمع المناي |
| Al Meera | 3.02 | 1.75 | 18.28 | 0.73 | 7.58 | 13.25 | الميرة |
| Mekdam | 6.11 | 1.51 | 9.91 | 0.23 | 1.50 | 2.27 | مقدم |
| MEEZA QSTP | 2.53 | 3.13 | 32.45 | 0.10 | 1.07 | 3.36 | ميزة |
| Faleh | 0.00 | na | na | 0.00 | 0.00 | 0.57 | الفالح |
| Al Mahhar | 6.59 | 1.23 | 9.51 | 0.24 | 1.85 | 2.28 | Al Mahhar |
| Mosanada | 0.57 | 4.20 | 14.88 | 0.59 | 2.10 | 8.80 | Mosanada |
| Consumer Goods & Services | 4.74 | 1.62 | 13.50 | 0.34 | 2.82 | | الخدمات والسلع الاستهلاكية |
| QAMCO | 5.99 | 1.35 | 11.36 | 0.15 | 1.24 | 1.67 | قامكو |
| Ind. Manf. Co. | 5.89 | 0.53 | 7.77 | 0.28 | 4.17 | 2.21 | التحويلية |
| National Cement Co. | 7.86 | 0.61 | 18.24 | 0.15 | 4.57 | 2.80 | الاسمنت |
| Industries Qatar | 5.85 | 2.04 | 18.15 | 0.67 | 5.94 | 12.14 | صناعات قطر |
| The Investors | 7.04 | 0.61 | 12.41 | 0.12 | 2.34 | 1.42 | المستثمرين |
| Electricity & Water | 5.34 | 1.06 | 11.74 | 1.24 | 13.83 | 14.61 | كهرباء وماء |
| Aamal | 6.56 | 0.57 | 11.10 | 0.07 | 1.35 | 0.76 | أعمال |
| Gulf International | 4.78 | 0.86 | 7.31 | 0.29 | 2.43 | 2.09 | الخليج الدولية |
| Mesaieed | 3.68 | 0.90 | 41.47 | 0.03 | 1.27 | 1.14 | مسعيد |
| Estithmar Holding | 0.00 | 3.45 | 15.82 | 0.25 | 1.17 | 4.02 | استثمار القابضة |
| Industrials | 4.89 | 1.44 | 15.95 | 0.23 | 2.49 | | الصناعات |
| Qatar Insurance | 4.99 | 1.14 | 9.07 | 0.24 | 1.94 | 2.21 | قطر |
| Doha Insurance Group | 6.41 | 1.04 | 6.99 | 0.41 | 2.78 | 2.89 | مجموعة الدوحة للتأمين |
| QLM | 4.35 | 1.19 | 12.26 | 0.19 | 1.93 | 2.30 | كيو إل إم |
| General Insurance | 3.33 | 0.35 | 9.49 | 0.16 | 4.24 | 1.50 | العامة |
| Alkhaleej Takaful | 5.24 | 1.23 | 10.21 | 0.28 | 2.34 | 2.87 | الخليج التكافلي |
| Islamic Insurance | 5.81 | 2.26 | 8.08 | 1.07 | 3.81 | 8.61 | الاسلامية |
| Beema | 5.88 | 1.45 | 8.76 | 0.49 | 2.93 | 4.26 | بيمه |
| Insurance | 5.09 | 0.98 | 8.90 | 0.27 | 2.48 | | التأمين |
| United Dev. Company | 6.59 | 0.26 | 6.84 | 0.12 | 3.24 | 0.84 | المتحدة للتنمية |
| Barwa | 7.70 | 0.41 | 7.32 | 0.32 | 5.75 | 2.34 | بروة |
| Ezdan Holding | 0.00 | 0.67 | H | 0.01 | 1.27 | 0.85 | إزدان القابضة |
| Mazaya | 0.00 | 0.55 | 15.72 | 0.04 | 1.02 | 0.56 | مزايا |
| Real Estate | 2.54 | 0.51 | 18.60 | 0.05 | 1.96 | | العقارات |
| Ooredoo | 5.70 | 1.49 | 10.79 | 1.22 | 8.84 | 13.17 | Ooredoo |
| Vodafone Qatar | 4.53 | 2.27 | 15.11 | 0.18 | 1.17 | 2.65 | فودافون قطر |
| Telecoms | 5.45 | 1.61 | 11.48 | 0.63 | 4.48 | | الاتصالات |
| Qatar Navigation | 4.48 | 0.64 | 9.57 | 1.05 | 15.80 | 10.05 | الملاحة |
| Gulf warehousing Co | 4.63 | 0.50 | 11.00 | 0.20 | 4.30 | 2.16 | مخازن |
| Nakilat | 3.32 | 1.72 | 14.20 | 0.31 | 2.52 | 4.34 | ناقلات |
| Transportation | 3.72 | 1.07 | 12.24 | 0.41 | 4.74 | | النقل |
| Exchange | 4.58 | 1.26 | 11.71 | 0.37 | 3.45 | | |

Source: Qatar Stock Exchange; "nm" stands for Minus ratio due to company losses according to the latest financial data and "H" stands for The P/E ratio is one hundred times and more.

DISCLAIMER

It is understood that any opinions expressed by Commercial Bank Financial Services or its affiliates as to the commentary, market information, and future direction of prices of specific securities reflect the views of the individual analyst who issued them and do not necessarily represent the views of Commercial Bank Financial Services or its affiliates in any way. In no event shall CBFS or its affiliates have any liability for any direct or indirect losses incurred in connection with any decision made, action or inaction taken by any party in reliance upon the information provided in this material or for any delays, inaccuracies, errors in, or omissions of the said information.